

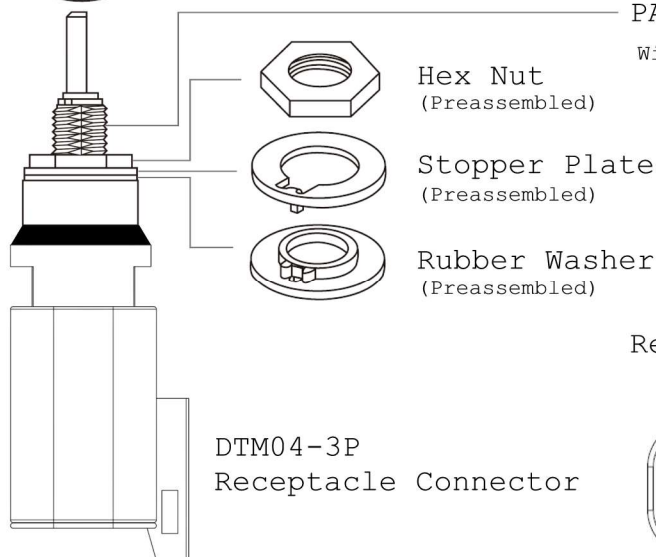
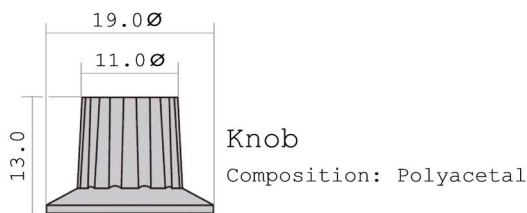
Data Sheet: 2-12 Adjustable Position Trim Dial

Part No: SS-DTM3-12P-TRIM

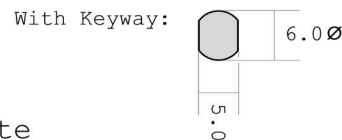
To change the amount of dial positions (default 12), remove the preassembled hex nut and rotate the stopper plate and rubber washer counter clockwise. Each hole indicates a limiting position, smallest amount of positions possible is 2, largest is 12.

Calibration Table:

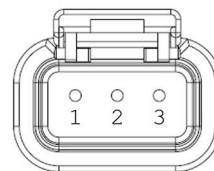
Position (#)	Resistance (Ω)	Voltage (5VDC)
1	90200	0.00
2	82000	0.47
3	73800	0.94
4	65600	1.39
5	57400	1.84
6	49200	2.28
7	41000	2.72
8	32800	3.16
9	24600	3.60
10	16400	4.09
11	8200	4.52
12	0	5.00



PANEL CUTOUT



Rear Plug View:



Pinout:
1. Sensor Ground
2. Output
3. Power Supply 5VDC